



The Admiralty 10W is a modern and stylish IP55 / IK10 316 marine grade stainless steel LED Bollard.

Manufactured from 316 marine grade stainless steel, featuring aluminium louvres for optimum performance and a transparent strong UV stabilised polycarbonate diffuser.

Options available are Colour Temperature, DALI, 110V, 12V, Mini Photocell, AstroDIM, PIR Sensor, 3hr Emergency, 180° Spill Shield, and Surface Mount Flange Plate or Bolt-on Root Mount.

## Admiralty 10W LED Bollard



### Bollard Lighting



#### Features

- LED rating (Source lumens) 1,511Lm (4000K / 6000K), 1,307Lm (3000K) and 1,265Lm(2700K).
- Luminaire flux (delivered lumens) 1,073Lm (4000K / 6000K), 928Lm (3000K) and 898(2700K).
- Total system watts 10cW.
- Luminaire efficacy up to 107Lm/cW.
- Colour temperature options available are 2700K, 3000K, 4000K, 6000K.
- -20 to +40°C operating temperature (Emergency 0 to +40°C).
- Control options available are DALI driver, 110V driver, 12V driver, AstroDIM driver, Mini Photocell, PIR Sensor and 3hr Emergency.
- Emergency Mode BLF 100%.
- 5 Year Manufacturer's Warranty.

#### Benefits

- IP55 / IK10 rated for robust durability in tough environments.
- LED Life span > 100,000hrs, L90B10.
- Osram LEDs and Osram Driver for trusted quality and reliability.
- Easy access to LED and Driver via a removable head for maintenance.
- Aluminium louvres for optimum performance and minimal upward light.
- Tamper proof fixings for increased vandal resistance.
- 316 marine grade stainless steel with strong UV stabilised polycarbonate diffuser.
- Optional Surface Mount Flange Plate or Bolt-on Root Mount (available separately) for ease of install.
- Optional 180° Spill Shield for controlled light distribution.

#### Painted Options

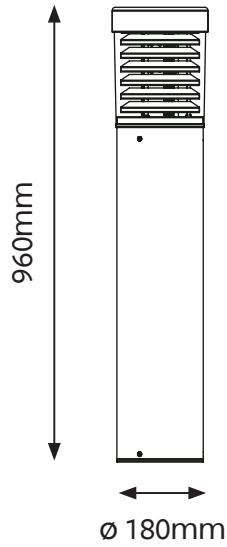


#### Kelvin Options

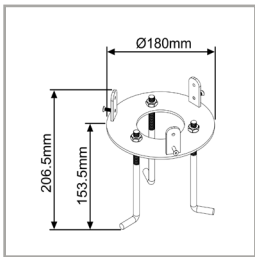


\* 5 Year Manufacturer's Warranty.

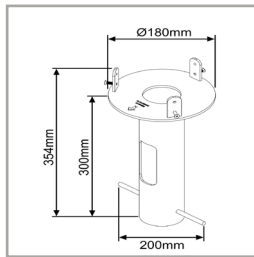
## Dimensions



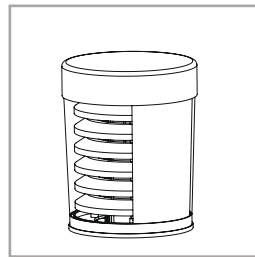
## Add-Ons



Flange Plate Kit with J-bolts. To be ordered separately, code: FIX 0053.









300mm Bolt-on Root Mount. To be ordered separately, code: FIX 0054.

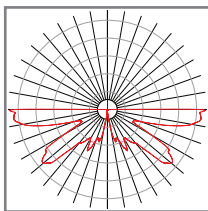


Factory Fitted Spill Shield. To order, change code from 'AB10' to 'ABH10'.

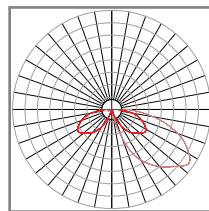
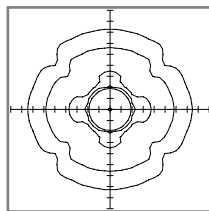
## Applications

-  Prestigious Grounds
-  Car Parks
-  Parks & Gardens
-  Walkways
-  Security
-  Amenity Areas

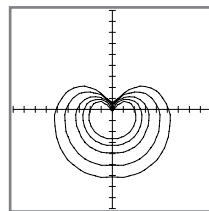
## Photometric Data



Optic 1 - 360° beam for wide area lighting.



Optic 2 - 180° beam to prevent backwards light spill.



NB: photometric images are indicative.

## Need a Lighting Design?

We offer a free of charge design service, contact our team today: [studio@gemmalighting.com](mailto:studio@gemmalighting.com).

# Specifications (Continued)

## Admiralty 10W LED Bollard

Item Number	Description	Light Source	LED Rating (lm)	Total System Power (cW)	CCT (K)	CRI	Voltage (VAC)	LED Drive Current (mA)	Luminaire Flux (lm)	Luminaire Efficacy (lm/cW)	Weight (kg)	Height (mm)	Unit Colour
<b>10W LED BOLLARD</b>													
AB10-A1C-00-SS316	ADMIRALTY-10W-LED-AC-6000K-STD-SS316	LED	1,511	10	6000K	RA>70	220-240	175	1,073	107	8.5	960	SS316
AB10-A1N-00-SS316	ADMIRALTY-10W-LED-AC-4000K-STD-SS316	LED	1,511	10	4000K	RA>70	220-240	175	1,073	107	8.5	960	SS316
AB10-A1W-00-SS316	ADMIRALTY-10W-LED-AC-3000K-STD-SS316	LED	1,307	10	3000K	RA>80	220-240	175	928	93	8.5	960	SS316
AB10-A1X-00-SS316	ADMIRALTY-10W-LED-AC-2700K-STD-SS316	LED	1,265	10	2700K	RA>80	220-240	175	898	90	8.5	960	SS316
<b>10W EMERGENCY LED BOLLARD</b>													
AB10-A1C-01-SS316	ADMIRALTY-10W-LED-AC-6000K-STD-E3-SS316	LED	1,511	10	6000K	RA>70	220-240	175	1,073	107	8.5	960	SS316
AB10-A1N-01-SS316	ADMIRALTY-10W-LED-AC-4000K-STD-E3-SS316	LED	1,511	10	4000K	RA>70	220-240	175	1,073	107	8.5	960	SS316
AB10-A1W-01-SS316	ADMIRALTY-10W-LED-AC-3000K-STD-E3-SS316	LED	1,307	10	3000K	RA>80	220-240	175	928	93	8.5	960	SS316
AB10-A1X-01-SS316	ADMIRALTY-10W-LED-AC-2700K-STD-E3-SS316	LED	1,265	10	2700K	RA>80	220-240	175	898	90	8.5	960	SS316
<b>10W MINI PHOTOCELL LED BOLLARD</b>													
AB10-A1C-04-SS316	ADMIRALTY-10W-LED-AC-6000K-STD-M/PHOTOCELL-SS316	LED	1,511	10	6000K	RA>70	220-240	175	1,073	107	8.5	960	SS316
AB10-A1N-04-SS316	ADMIRALTY-10W-LED-AC-4000K-STD-M/PHOTOCELL-SS316	LED	1,511	10	4000K	RA>70	220-240	175	1,073	107	8.5	960	SS316
AB10-A1W-04-SS316	ADMIRALTY-10W-LED-AC-3000K-STD-M/PHOTOCELL-SS316	LED	1,307	10	3000K	RA>80	220-240	175	928	93	8.5	960	SS316
AB10-A1X-04-SS316	ADMIRALTY-10W-LED-AC-2700K-STD-M/PHOTOCELL-SS316	LED	1,265	10	2700K	RA>80	220-240	175	898	90	8.5	960	SS316
<b>10W MINI PHOTOCELL - EMERGENCY LED BOLLARD</b>													
AB10-A1C-10-SS316	ADMIRALTY-10W-LED-AC-6000K-STD-M/PHOTOCELL-E3-SS316	LED	1,511	10	6000K	RA>70	220-240	175	1,073	107	8.5	960	SS316
AB10-A1N-10-SS316	ADMIRALTY-10W-LED-AC-4000K-STD-M/PHOTOCELL-E3-SS316	LED	1,511	10	4000K	RA>70	220-240	175	1,073	107	8.5	960	SS316
AB10-A1W-10-SS316	ADMIRALTY-10W-LED-AC-3000K-STD-M/PHOTOCELL-E3-SS316	LED	1,307	10	3000K	RA>80	220-240	175	928	93	8.5	960	SS316
AB10-A1X-10-SS316	ADMIRALTY-10W-LED-AC-2700K-STD-M/PHOTOCELL-E3-SS316	LED	1,265	10	2700K	RA>80	220-240	175	898	90	8.5	960	SS316
<b>10W PIR LED BOLLARD (OFF / ON VIA PRESENCE DETECTOR)</b>													
AB10-A1C-13-SS316	ADMIRALTY-10W-LED-AC-6000K-STD-PIR-SS316	LED	1,511	10	6000K	RA>70	220-240	175	1,073	107	8.5	960	SS316
AB10-A1N-13-SS316	ADMIRALTY-10W-LED-AC-4000K-STD-PIR-SS316	LED	1,511	10	4000K	RA>70	220-240	175	1,073	107	8.5	960	SS316
AB10-A1W-13-SS316	ADMIRALTY-10W-LED-AC-3000K-STD-PIR-SS316	LED	1,307	10	3000K	RA>80	220-240	175	928	93	8.5	960	SS316
AB10-A1X-13-SS316	ADMIRALTY-10W-LED-AC-2700K-STD-PIR-SS316	LED	1,265	10	2700K	RA>80	220-240	175	898	90	8.5	960	SS316
<b>10W PIR - EMERGENCY LED BOLLARD (OFF / ON VIA PRESENCE DETECTOR)</b>													
AB10-A1C-14-SS316	ADMIRALTY-10W-LED-AC-6000K-STD-PIR-E3-SS316	LED	1,511	10	6000K	RA>70	220-240	175	1,073	107	8.5	960	SS316
AB10-A1N-14-SS316	ADMIRALTY-10W-LED-AC-4000K-STD-PIR-E3-SS316	LED	1,511	10	4000K	RA>70	220-240	175	1,073	107	8.5	960	SS316
AB10-A1W-14-SS316	ADMIRALTY-10W-LED-AC-3000K-STD-PIR-E3-SS316	LED	1,307	10	3000K	RA>80	220-240	175	928	93	8.5	960	SS316
AB10-A1X-14-SS316	ADMIRALTY-10W-LED-AC-2700K-STD-PIR-E3-SS316	LED	1,265	10	2700K	RA>80	220-240	175	898	90	8.5	960	SS316
<b>10W DALI LED BOLLARD</b>													
AB10-A1C-20-SS316	ADMIRALTY-10W-LED-AC-6000K-DALI-SS316	LED	1,511	10	6000K	RA>70	220-240	175	1,073	107	8.5	960	SS316
AB10-A1N-20-SS316	ADMIRALTY-10W-LED-AC-4000K-DALI-SS316	LED	1,511	10	4000K	RA>70	220-240	175	1,073	107	8.5	960	SS316
AB10-A1W-20-SS316	ADMIRALTY-10W-LED-AC-3000K-DALI-SS316	LED	1,307	10	3000K	RA>80	220-240	175	928	93	8.5	960	SS316
AB10-A1X-20-SS316	ADMIRALTY-10W-LED-AC-2700K-DALI-SS316	LED	1,265	10	2700K	RA>80	220-240	175	898	90	8.5	960	SS316
<b>10W DALI - DALI EMERGENCY LED BOLLARD</b>													
AB10-A1C-21-SS316	ADMIRALTY-10W-LED-AC-6000K-DALI-DALI/E3-SS316	LED	1,511	10	6000K	RA>70	220-240	175	1,073	107	8.5	960	SS316
AB10-A1N-21-SS316	ADMIRALTY-10W-LED-AC-4000K-DALI-DALI/E3-SS316	LED	1,511	10	4000K	RA>70	220-240	175	1,073	107	8.5	960	SS316
AB10-A1W-21-SS316	ADMIRALTY-10W-LED-AC-3000K-DALI-DALI/E3-SS316	LED	1,307	10	3000K	RA>80	220-240	175	928	93	8.5	960	SS316
AB10-A1X-21-SS316	ADMIRALTY-10W-LED-AC-2700K-DALI-DALI/E3-SS316	LED	1,265	10	2700K	RA>80	220-240	175	898	90	8.5	960	SS316

(table continued overleaf)

# Specifications (Continued)

## Admiralty 10W LED Bollard

Item Number	Description	Light Source	LED Rating (lm)	Total System Power (W)	CCT(K)	CRI	Voltage (VAC)	LED Drive Current (mA)	Luminaire Flux (lm)	Luminaire Efficacy (lm/cw)	Weight (kg)	Height (mm)	Unit Colour
<b>10W DALI - MINI PHOTOCELL LED BOLLARD</b>													
AB10-A1C-24-SS316	ADMIRALTY-10W-LED-AC-6000K-DALI-M/PHOTOCELL-SS316	LED	1,511	10	6000K	RA>70	220-240	175	1,073	107	8.5	960	SS316
AB10-A1N-24-SS316	ADMIRALTY-10W-LED-AC-4000K-DALI-M/PHOTOCELL-SS316	LED	1,511	10	4000K	RA>70	220-240	175	1,073	107	8.5	960	SS316
AB10-A1W-24-SS316	ADMIRALTY-10W-LED-AC-3000K-DALI-M/PHOTOCELL-SS316	LED	1,307	10	3000K	RA>80	220-240	175	928	93	8.5	960	SS316
AB10-A1X-24-SS316	ADMIRALTY-10W-LED-AC-2700K-DALI-M/PHOTOCELL-SS316	LED	1,265	10	2700K	RA>80	220-240	175	898	90	8.5	960	SS316
<b>10W DALI - MINI PHOTOCELL - EMERGENCY LED BOLLARD</b>													
AB10-A1C-30-SS316	ADMIRALTY-10W-LED-AC-6000K-DALI-M/PHOTOCELL-DALI/E3-SS316	LED	1,511	10	6000K	RA>70	220-240	175	1,073	107	8.5	960	SS316
AB10-A1N-30-SS316	ADMIRALTY-10W-LED-AC-4000K-DALI-M/PHOTOCELL-DALI/E3-SS316	LED	1,511	10	4000K	RA>70	220-240	175	1,073	107	8.5	960	SS316
AB10-A1W-30-SS316	ADMIRALTY-10W-LED-AC-3000K-DALI-M/PHOTOCELL-DALI/E3-SS316	LED	1,307	10	3000K	RA>80	220-240	175	928	93	8.5	960	SS316
AB10-A1X-30-SS316	ADMIRALTY-10W-LED-AC-2700K-DALI-M/PHOTOCELL-DALI/E3-SS316	LED	1,265	10	2700K	RA>80	220-240	175	898	90	8.5	960	SS316
<b>10W DALI - PIR LED BOLLARD (30% ON / 100% ON VIA PRESENCE DETECTOR)</b>													
AB10-A1C-33-SS316	ADMIRALTY-10W-LED-AC-6000K-DALI-PIR-SS316	LED	1,511	10	6000K	RA>70	220-240	175	1,073	107	8.5	960	SS316
AB10-A1N-33-SS316	ADMIRALTY-10W-LED-AC-4000K-DALI-PIR-SS316	LED	1,511	10	4000K	RA>70	220-240	175	1,073	107	8.5	960	SS316
AB10-A1W-33-SS316	ADMIRALTY-10W-LED-AC-3000K-DALI-PIR-SS316	LED	1,307	10	3000K	RA>80	220-240	175	928	93	8.5	960	SS316
AB10-A1X-33-SS316	ADMIRALTY-10W-LED-AC-2700K-DALI-PIR-SS316	LED	1,265	10	2700K	RA>80	220-240	175	898	90	8.5	960	SS316
<b>10W DALI - PIR - EMERGENCY LED BOLLARD (30% ON / 100% ON VIA PRESENCE DETECTOR)</b>													
AB10-A1C-34-SS316	ADMIRALTY-10W-LED-AC-6000K-DALI-PIR-DALI/E3-SS316	LED	1,511	10	6000K	RA>70	220-240	175	1,073	107	8.5	960	SS316
AB10-A1N-34-SS316	ADMIRALTY-10W-LED-AC-4000K-DALI-PIR-DALI/E3-SS316	LED	1,511	10	4000K	RA>70	220-240	175	1,073	107	8.5	960	SS316
AB10-A1W-34-SS316	ADMIRALTY-10W-LED-AC-3000K-DALI-PIR-DALI/E3-SS316	LED	1,307	10	3000K	RA>80	220-240	175	928	93	8.5	960	SS316
AB10-A1X-34-SS316	ADMIRALTY-10W-LED-AC-2700K-DALI-PIR-DALI/E3-SS316	LED	1,265	10	2700K	RA>80	220-240	175	898	90	8.5	960	SS316
<b>10W AstroDIM - MINI PHOTOCELL LED BOLLARD (100% ON / DIM TO 30% AT NIGHT MID POINT)</b>													
AB10-A1C-64-SS316	ADMIRALTY-10W-LED-AC-6000K-ASTRO-M/PHOTOCELL-SS316	LED	1,511	10	6000K	RA>70	220-240	175	1,073	107	8.5	960	SS316
AB10-A1N-64-SS316	ADMIRALTY-10W-LED-AC-4000K-ASTRO-M/PHOTOCELL-SS316	LED	1,511	10	4000K	RA>70	220-240	175	1,073	107	8.5	960	SS316
AB10-A1W-64-SS316	ADMIRALTY-10W-LED-AC-3000K-ASTRO-M/PHOTOCELL-SS316	LED	1,307	10	3000K	RA>80	220-240	175	928	93	8.5	960	SS316
AB10-A1X-64-SS316	ADMIRALTY-10W-LED-AC-2700K-ASTRO-M/PHOTOCELL-SS316	LED	1,265	10	2700K	RA>80	220-240	175	898	90	8.5	960	SS316
<b>10W 110V LED BOLLARD</b>													
AB10-A1C-80-SS316	ADMIRALTY-10W-LED-AC-6000K-110V-SS316	LED	1,511	10	6000K	RA>70	110	175	1,073	107	8.5	960	SS316
AB10-A1N-80-SS316	ADMIRALTY-10W-LED-AC-4000K-110V-SS316	LED	1,511	10	4000K	RA>70	110	175	1,073	107	8.5	960	SS316
AB10-A1W-80-SS316	ADMIRALTY-10W-LED-AC-3000K-110V-SS316	LED	1,307	10	3000K	RA>80	110	175	928	93	8.5	960	SS316
AB10-A1X-80-SS316	ADMIRALTY-10W-LED-AC-2700K-110V-SS316	LED	1,265	10	2700K	RA>80	110	175	898	90	8.5	960	SS316
<b>10W 12V LED BOLLARD</b>													
AB10-DAC-00-SS316	ADMIRALTY-10W-LED-DC-6000K-12V-SS316	LED	1,511	10	6000K	RA>70	12	175	1,073	107	8.5	960	SS316
AB10-DAN-00-SS316	ADMIRALTY-10W-LED-DC-4000K-12V-SS316	LED	1,511	10	4000K	RA>70	12	175	1,073	107	8.5	960	SS316
AB10-DAW-00-SS316	ADMIRALTY-10W-LED-DC-3000K-12V-SS316	LED	1,307	10	3000K	RA>80	12	175	928	93	8.5	960	SS316
AB10-DAX-00-SS316	ADMIRALTY-10W-LED-DC-2700K-12V-SS316	LED	1,265	10	2700K	RA>80	12	175	898	90	8.5	960	SS316

### Legend:

Std = Standard. E3 = Emergency. M/Cell = Integral Mini Photocell. PIR = Integral PIR Sensor. DALI = DALI Driver. DALI/E3 = DALI Emergency. Astro = AstroDIM Driver. 110V = 110V Driver. 12V = 12V Driver. X = 2700K (Extra Warm White). W = 3000K (Warm White). N = 4000K (Neutral White). C = 6000K (Cool White).

### Options:




AstroDIM = Default setting is 100% On / Dim to 30% at middle point of night.

## Project Example



## Looking for a Different LED Bollard?

We have a comprehensive collection of traditional, modern and architectural LED bollards, with a range of outputs on our website: [www.gemmalighting.com/led-bollard-lighting-manufacturer](http://www.gemmalighting.com/led-bollard-lighting-manufacturer).



### Disclaimer:

All figures +/-10% and specified at 25°C ambient unless stated. Due to constant product development and improvements, Gemma Lighting Ltd reserves the right to change specifications without prior notification or public announcement. Information correct at the time of publication; V250403.

## Contact Us

Gemma Lighting Ltd,  
Unit 3, Marshlands Spur, Farlington,  
Portsmouth, Hampshire, UK, PO6 1RX.

[www.gemmalighting.com](http://www.gemmalighting.com)



+44 (0) 2392 315 911